



# TRANSFORMING THE FUTURE OF PAKISTAN

1<sup>st</sup> Quarterly Report  
September 30, 2025









# Transforming The Future of Pakistan

At Lucky Cement Limited, we are driving national development across multiple sectors, propelling our country to greater heights.

Through our diverse operations, we are creating a ripple effect of progress, impacting lives and livelihoods. We are committed to sustainable practices, ensuring our growth benefits both people and the planet. By investing in local talent and technologies, we are nurturing a skilled workforce and driving innovation.

As we continue to expand and diversify, our vision remains on national development & prosperity. We are proud to be a catalyst for growth, innovation and shaping a better tomorrow for the generations to come.







# Contents

<b>Company Information</b>	<b>05</b>
<b>Directors' Report</b>	<b>07</b>
<b>Unconsolidated Condensed Interim Statement of Financial Position</b>	<b>15</b>
<b>Unconsolidated Condensed Interim Statement of Profit or Loss</b>	<b>16</b>
<b>Unconsolidated Condensed Interim Statement of Comprehensive Income</b>	<b>17</b>
<b>Unconsolidated Condensed Interim Statement of Changes in Equity</b>	<b>18</b>
<b>Unconsolidated Condensed Interim Statement of Cash Flows</b>	<b>19</b>
<b>Notes to the Unconsolidated Condensed Interim Financial Statements</b>	<b>20</b>
<b>Consolidated Condensed Interim Statement of Financial Position</b>	<b>26</b>
<b>Consolidated Condensed Interim Statement of Profit or Loss</b>	<b>27</b>
<b>Consolidated Condensed Interim Statement of Comprehensive Income</b>	<b>28</b>
<b>Consolidated Condensed Interim Statement of Changes in Equity</b>	<b>29</b>
<b>Consolidated Condensed Interim Statement of Cash Flows</b>	<b>30</b>
<b>Notes to the Consolidated Condensed Interim Financial Statements</b>	<b>31</b>



# COMPANY INFORMATION

## Board of Directors Including CEO

**Muhammad Sohail Tabba**  
(Chairman)

**Muhammad Ali Tabba**  
(Chief Executive Officer)

**Jawed Yunus Tabba**  
**Mariam Tabba Khan**  
**Muhammad Hassan Tabba**  
**Masood Karim Shaikh**  
**Khawaja Iqbal Hassan**  
**Shabbir Hamza Khandwala**

## Management Team

**Muhammad Ali Tabba**  
(Chief Executive Officer)

**Noman Hasan**  
(Executive Director)

**Muhammad Atif Kaludi**  
(Executive Director Finance and Chief Financial Officer)

**Amin Ganny**  
(Chief Operating Officer)

**Sajid Feroze**  
(COO International Business)

**Ali Shahab**  
(GM Legal & Company Secretary)

**Ahmad Waseem Khan**  
(Director Internal Audit & Compliance)

## Board Committees

### Audit Committee

**Masood Karim Shaikh**  
(Chairman)

**Jawed Yunus Tabba**  
**Mariam Tabba Khan**  
**Khawaja Iqbal Hassan**  
**Shabbir Hamza Khandwala**

### Human Resource and Remuneration Committee

**Khawaja Iqbal Hassan**  
(Chairman)

**Muhammad Ali Tabba**  
**Jawed Yunus Tabba**  
**Mariam Tabba Khan**  
**Masood Karim Shaikh**  
**Shabbir Hamza Khandwala**

## Financial Institutions

Allied Bank Limited  
Allied Bank Limited – Islamic Banking  
Askari Bank Limited  
Bank Alfalah Limited – Islamic Banking  
Bank Al-Habib Limited  
Bank Al-Habib Limited – Islamic Banking  
Bank of Punjab – Islamic Banking  
Bank Islami Pakistan Limited  
Dubai Islamic Bank Pakistan Limited  
Faysal Bank Limited  
Habib Bank Limited



Habib Bank Limited – Islamic Banking  
 Habib Metropolitan Bank Limited  
 Habib Metropolitan Bank Limited – Islamic Banking  
 JS Bank Limited  
 MCB Bank Limited  
 MCB Islamic Bank Limited  
 Meezan Bank Limited  
 National Bank of Pakistan  
 Pakistan Kuwait Investment Company (Private) Limited  
 Soneri Bank Limited  
 Standard Chartered Bank (Pakistan) Limited  
 Standard Chartered Bank (Pakistan) Limited – Sadiq – Islamic Banking  
 United Bank Limited  
 UBL Ameen Islamic Banking

## Credit Rating

Medium to Long term rating: AA+ (Double A Plus) Short term rating: A1+ (A One Plus) (by VIS Credit Rating Company Limited)

## External Auditors

M/s. A.F. Ferguson & Co., Chartered Accountants

## Cost Auditors

M/s. Grant Thornton Anjum Rahman – Chartered Accountants

## Shariah Advisor

M/s. Alhamd Shariah Advisory Services (Pvt). Ltd

## Registered Office

Main Indus Highway, Pezu, District Lakki Marwat, Khyber Pakhtunkhwa, Pakistan

## Corporate Office

6-A, Muhammad Ali Housing Society, A. Aziz Hashim  
 Tabba Street, Karachi – 75350  
 UAN: (+92-21) 111-786-555  
 Website: [www.lucky-cement.com](http://www.lucky-cement.com)  
 Email: [info@lucky-cement.com](mailto:info@lucky-cement.com)

## Production Facilities

1. Main Indus Highway, Pezu, District Lakki Marwat, Khyber Pakhtunkhwa, Pakistan
2. 58 Kilometers on Main M9 Highway, Gadap Town, Karachi, Pakistan

## Share Registrar

M/s. CDC Share Registrar Services Limited (CDCSRSL) CDC House, 99-B, Block-B, S.M.C.H.S Main Shahra-e- Faisal, Karachi, Pakistan (Toll Free): 0800 23275



# Directors' Report

The Directors of your Company are pleased to present to you the financial results for the quarter ended September 30, 2025, based on the **consolidated** and **unconsolidated** financial statements for the said period.

## Overview of Economy & Consolidated Financial Performance

Pakistan's economy is entering a phase of cautious recovery, supported by a rebound in industrial output, disciplined monetary management, and the continuation of key structural reforms aimed at restoring stability and investor confidence. While challenges like floods and external pressures persist, the indicators point to a slow but steady stabilization. In a key milestone, Moody's upgraded Pakistan's credit rating to Caa1 with a "stable" outlook, reflecting improved external buffers and successful reforms.

The SBP's Monetary Policy Committee kept the policy rate unchanged at 11%, aiming to balance moderate inflation with emerging flood-related risks. Widespread monsoon floods in Punjab and Sindh damaged over 2.5 million acres of crops, disrupting food supplies and pushing inflation up to 5.6% in September 2025, from a low of 3.0% in August 2025. Although essentials like wheat and vegetables saw price spikes, this is considered a temporary shock. Despite these challenges, economic activity has gained momentum, reserves remained stable, and FY2026 GDP growth is projected to remain around 3.6%, supported by improved external buffers and IMF-backed relief measures.

Pakistan has met key targets under the USD 7 billion Extended Fund Facility (EFF) and USD 1.1 billion Resilience and Sustainability Facility (RSF) programs with the IMF. Following the plans to address flood response and revenue mobilization, a staff-level agreement has been reached in pursuance of which USD 1.2 billion (USD 1 billion under EFF and USD 0.2 billion under RSF) will be received in due course. A successful implementation of these programs would help bolster reserves and support economic progress.

The Pakistani rupee has shown stability in recent months, reflecting improved external balances and growing investor confidence. The central bank's measured efforts to manage the foreign exchange market and meet IMF benchmarks have helped maintain this positive trend, signaling cautious optimism about Pakistan's macroeconomic outlook.

On a consolidated basis, your Company reported gross revenue of PKR 155.4 billion, up 13.5% from PKR 136.8 billion in the same period last year (SPLY). This increase was driven mainly by improved performance of the Company and its subsidiaries.

Furthermore, the Company's consolidated net profit was PKR 23.6 billion, of which PKR 1.6 billion was attributable to non-controlling interests. The net profit attributable to shareholders of the Company translated into an EPS of PKR 15.01 for the quarter, compared to PKR 12.24 in the SPLY, which translates to a 22.7% increase.

The consolidated financial performance of your Company for the quarter ended September 30, 2025, as compared to SPLY, is presented below:

PKR in million except EPS	1Q FY2026	1Q FY2025	Change(%)
Gross Revenue	155,380	136,852	13.5%
Net Revenue	123,595	111,625	10.7%
Gross Profit	31,481	31,730	(0.8%)
GP as % of Net Revenue	25.5%	28.4%	(10.2%)
Operating Profit	25,214	25,145	0.3%
EBITDA	30,318	29,663	2.2%
Net Profit	23,561	19,800	19.0%
NP (Attributable to Owners of the holding company)	21,995	17,927	22.7%
Earnings Per Share (PKR)*	15.01	12.24	22.7%

*\*EPS of 1Q FY25 has been restated to reflect the 5-for-1 stock split carried out in March 2025*

## Local Cement Operations

During the quarter, the gross sales revenue attributable to domestic cement operations increased by 15.2% compared to SPLY. This growth was mainly driven by a 17.7% year-on-year increase in local sales volumes, while export volumes registered a modest growth of 1.2%. Your Company outperformed the overall cement industry, where local sales volumes rose by 15.0%. The improvement in domestic demand reflected a combination of factors, including the softening of inflationary pressures and a stable interest rate environment that supported construction activities. It is worth noting, however, that overall cement demand has remained subdued for the past several years, posting negative growth due to macroeconomic challenges, fiscal tightening, and limited development spending — making the current improvement a sign of gradual stabilization rather than a full recovery.

## Foreign Cement Operations

Cement production facilities of the Company's foreign cement operations in Iraq and Congo, operating under joint venture agreements, continued to drive profitability with improved margins. While cement sales showed stability in case of Iraq based plants, an upward trajectory was witnessed in case of Congo plant.

## Polyester, Soda Ash, & Chemicals

Lucky Core Industries' (LCI's) net turnover for the quarter, at PKR 28.6 billion, is 7% lower compared to the SPLY. The decrease was primarily driven by lower revenues in the Polyester, Soda Ash, and Chemical & Agri Sciences businesses, which declined by 18%, 11%, and 7%, respectively, versus the corresponding period last year. This was primarily due to the availability of cheaper imports, weak demand, the impact of severe floods and prolonged torrential rains during the quarter. In contrast, the Pharmaceuticals and Animal Health businesses continued their growth momentum, posting increases of 25% and 22%, respectively.

The operating result for the quarter, at PKR 3.8 billion, is 11% lower than the SPLY. The Pharmaceuticals and Animal Health Businesses delivered higher operating results by 45% and 20% respectively, reflecting improved margins and the full quarter impact of the acquisition of Pfizer's assets in September 2024. However, the Polyester, Chemical & Agri Sciences and Soda Ash Businesses recorded lower operating results, declining by 64%, 35%, and 18% respectively, for reasons summarized here.

LCI's business operations continued to face challenges stemming from cheaper imports, further aggravated by duty reductions, higher energy costs, and subdued market demand. However, economic factors such as easing inflation, exchange rate stabilization, and reductions in policy rates have contributed to broader economic stabilization, providing a relatively steady operating environment for LCI as it continues to navigate these challenges through a consistent focus on portfolio diversification, effective margin management, and operational efficiencies.

While net profitability declined due to lower operating results, the impact was partially mitigated by reduction in finance cost, owing to improved working capital management and lower policy rate compared to SPLY.

## Automobiles & Mobile Phones

The automobile sector demonstrated improved volumes during the quarter as compared to SPLY due to stable pricing on the back of stable exchange rate parity. The sector observed an overall volume increase of around 52% compared to last year.

Similarly, smartphone imports also registered a substantial increase of 143% in volume and 114% in value terms during the quarter as compared to SPLY.

## Power

The 660 MW Lucky Electric Power Company Limited (LEPCL) plant, now in its fourth year of commercial operations, maintained 100% commercial availability during the quarter, reflecting its strong technical reliability and consistent operational performance. Despite this, the plant operated at lower utilization primarily resulting from the temporary unavailability of Thar coal, which impacted LEPCL's position in the merit order. Thar Coal supply is expected to become available by the end of the current financial year. In the meantime, the plant continued to declare commercial availability on imported coal, ensuring uninterrupted readiness to supply power to the national grid. Once Thar coal supply is operationalized, it is expected to significantly improve LEPCL's cost merit order position, and lead to higher utilization levels.

## Cement Industry & Company's Performance – Unconsolidated

During 1Q FY2026, Pakistan's domestic cement sales volumes recorded an increase of 15%, increasing to 9.58 million tons from 8.33 million tons in the SPLY. Exports also grew by 20.8% reaching 2.59 million tons from 2.14 million tons in the SPLY. Consequently, the total industry sales volume increased by 16.2%, reaching 12.18 million tons in 1Q FY2026 compared to 10.48 million tons in the SPLY. As mentioned above, the growth in domestic demand reflected a combination of factors, including the softening of inflationary pressures and a stable interest rate environment that supported construction activities.

In line with the industry's performance, your Company's total sales volumes increased by 11.6% to 2.45 million tons in 1Q FY2026, compared to 2.19 million tons in the SPLY. Local sales volumes increased by 17.7%, reaching to 1.62 million tons in 1Q FY2026 from 1.38 million tons in 1Q FY2025. Export volumes experienced a marginal growth of 1.2%, rising to 0.83 million tons during the first quarter compared to 0.82 million tons in the SPLY.



## Cement Production & Sales Volume Performance

The local cement production and sales statistics of your Company for the quarter ended September 30, 2025, compared to the SPLY are as follows:

Particulars	1Q FY2026	1Q FY2025	Growth / (Decline)	
	Tons in '000'			%
Clinker Production	2,292	1,654	↑	38.5%
Cement Production	1,966	1,739	↑	13.0%
Cement / Clinker Sales	2,447	2,193	↑	11.6%

A comparison of **Pakistan's Cement Industry** and your **Company's dispatches** for the quarter ended September 30, 2025, in comparison with SPLY, is presented below:

Particulars (Tons in '000')	1Q FY2026	1Q FY2025	Change %	
<b>Cement Industry</b>				
Local Sales	9,586	8,334	1,252	15.0%
Export Sales				
- Bagged	1,113	900	213	23.7%
- Clinker	1,475	1,243	233	18.7%
Total Exports	2,589	2,143	446	20.8%
Grand Total	12,175	10,477	1,698	16.2%
<b>Lucky Cement</b>				
Local Sales				
- Cement	1,621	1,377	244	17.7%
Export Sales				
- Bagged	358	358	-	0.1%
- Clinker	468	458	10	2.1%
Total Exports	826	816	10	1.2%
Grand Total	2,447	2,193	254	11.6%

Market Share	1Q FY2026	1Q FY2025	Change %
Local Sales	16.9%	16.5%	2.3%
Export Sales			
- Bagged	32.2%	39.8%	(19.1%)
- Clinker	31.7%	36.9%	(14.1%)
Total Export	31.9%	38.1%	(16.3%)
Grand Total	20.1%	20.9%	(3.8%)

## Financial Performance – Unconsolidated

The unconsolidated financial performance of your Company for the quarter ended September 30, 2025, as compared to the SPLY, is presented below:

PKR million except EPS	1Q FY2026	1Q FY2025	Change(%)
Gross Revenue	47,688	41,388	15.2%
Net Revenue	33,862	29,822	13.5%
Cost of Sales	20,580	19,996	2.9%
Gross Profit	13,282	9,826	35.2%
GP as % of Net Revenue	39.2%	32.9%	19.1%
Operating Profit	10,489	6,877	52.5%
EBITDA	12,298	8,491	44.8%
Net Profit	14,618	6,562	122.8%
Earnings Per Share (PKR)*	9.98	4.48	122.8%

\*EPS of 1Q FY25 has been restated to reflect the 5-for-1 stock split carried out in March 2025

### Revenue

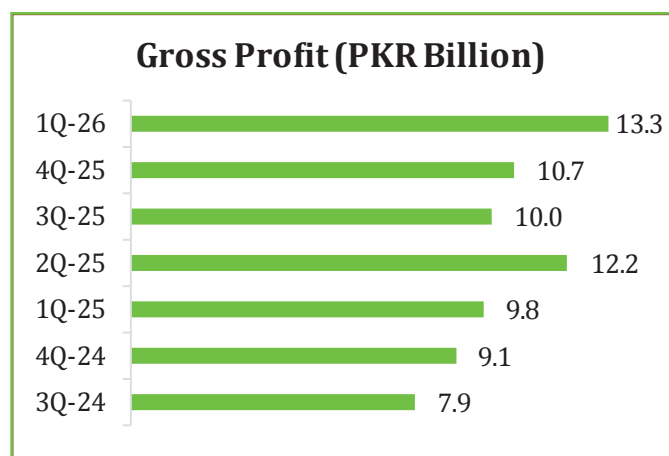
During 1Q FY2026, your Company achieved a 15.2% increase in overall gross revenue as compared to the SPLY. Local sales revenue rose by 15.1%, reaching PKR 38.6 billion compared to PKR 33.6 billion in SPLY whereas export sales revenue increased by 15.9% to PKR 9.1 billion from PKR 7.8 billion in SPLY.

### Cost of Sales

Cost of sales increased by 2.9%, reaching PKR 20.6 billion, compared to PKR 20.0 billion in the SPLY. This increase was due to increase in sales volume, royalty charges on minerals and energy cost.

### Gross Profit

The Company's gross profit margin improved to 39.2%, compared to 32.9% in the same period last year. This improvement was primarily driven by higher domestic sales volumes, which helped absorb fixed costs, better export margins, enhanced operational efficiencies, and a greater share of renewable energy in the Company's power mix.



### Other Income

During the quarter, the dividend income received by your Company from its subsidiaries and associate was PKR 7.6 billion vs PKR 2.0 billion in SPLY.

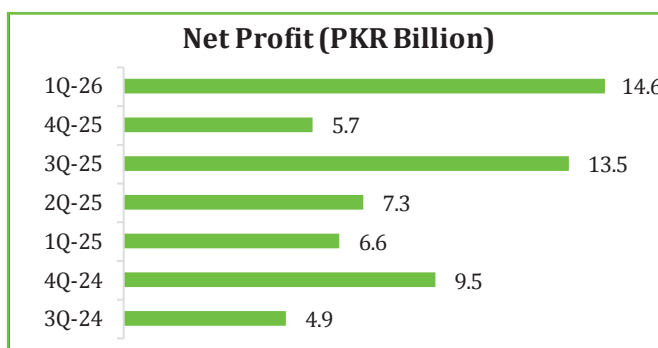
Subsidiary/ Associate PKR Billion	1Q FY26	4Q FY25	3Q FY25	2Q FY25	1Q FY25	4Q FY24	3Q FY24
LCI	1.6	-	1.7	-	1.7	-	1.4
LHL	-	-	-	-	-	-	-
YEL	-	-	0.3	-	0.3	-	0.1
LEPCL	6.0	-	6.0	-	-	6.0	-
LMC	-	-	1.3	1.4	-	-	-
<b>Total</b>	<b>7.6</b>	<b>-</b>	<b>9.3</b>	<b>1.4</b>	<b>2.0</b>	<b>6.0</b>	<b>1.5</b>

Apart from the above, other income also includes return from short-term investments in Islamic mutual funds.

### Net Profit

Profit before tax of your Company significantly increased during the quarter from PKR 9.8 billion in SPLY to PKR 19.3 billion primarily on account of improved gross profit from operations and higher dividend and other income.

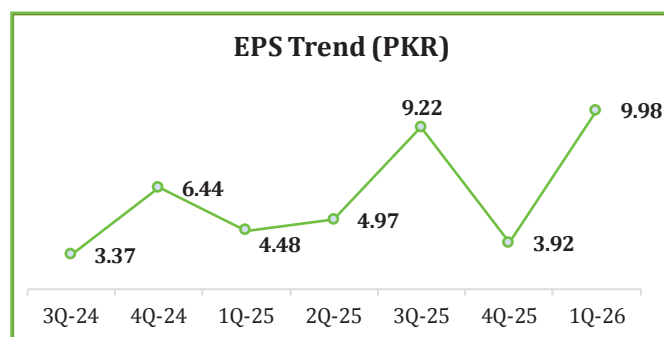
Accordingly, an after-tax profit of PKR 14.6 billion was achieved during the quarter under review, reflecting a growth of 122.8% as compared to PKR 6.6 billion reported during the SPLY.





## Earnings Per Share (EPS)

The Earnings Per Share of your Company for the quarter stood at PKR 9.98 in comparison with PKR 4.48 reported during the SPLY.



As per requirements of International Financial Reporting Standards (IFRS) the earnings per share of all prior periods presented have been restated based on new number of shares i.e., 1,465,000,000 as a result of stock split carried out in March 2025

## Growth & Expansion

### Strategic Expansion in the Copper and Gold Mining

National Resources (Pvt.) Limited (NRL), a joint venture entity with a 33.33% equity stake, successfully acquired three mining leases in Baluchistan on October 13, 2023. Two of the leases hold potential for copper-gold mineralization, while the other presents prospects for lead-zinc. Mobilization efforts at both sites are currently in progress, with early-stage exploration activities underway and initial findings appearing promising.

### Cement production capacity expansion of 0.65 million tons per annum at Samawah, Iraq

The construction and erection activities of the cement grinding mill, with production capacity of 0.65 million tons per annum are progressing rapidly in Samawah, Iraq. The project remains on track for completion by October 2025.

## Corporate Social Responsibility

Driven by a deep-rooted commitment to inclusive and sustainable progress, your Company actively champions initiatives that mirror national development priorities and global sustainability targets. Our approach to corporate social responsibility is centered on generating lasting impact for both our stakeholders and the communities we serve. At the heart of our efforts lie four key focus areas: quality education, women empowerment, healthcare, and environmental conservation.

### Education / Scholarships:

In line with its long-term vision to support deserving and underprivileged individuals with access to education, your Company has continued to provide merit-based scholarships to bright students enrolled at top universities across Pakistan.

In addition, at the TCF School in PEZU, the Primary & Secondary School provides quality education to underprivileged children. The goal remains to make education both accessible and affordable, especially for students from rural and economically challenged backgrounds.

Your Company also continued its scholarship program for the youth of Lakki Marwat, supporting the 4th and 5th batches of students pursuing intermediate education. This initiative aims to promote access to education and encourage students to progress toward higher studies.

During this quarter, a new milestone was achieved through the collaboration with the University of Engineering and Technology (UET), Peshawar. Under this initiative, students belonging to Lakki Marwat district are being identified and supported for Undergraduate education in various engineering disciplines. The program is designed to help talented youth from remote areas access quality education and contribute to Pakistan's technical and industrial development.

Furthering its commitment to higher education, the Company continues to collaborate with Institute of Business Management and Lahore University of Management Science supporting prominent scholarships in Pakistan. This ongoing effort seeks to make available educational opportunities to bright minds of Pakistan irrespective of financial background.

### Women's Empowerment:

Your Company remains strongly dedicated to advancing gender equity by empowering women through access to education. It has continued its partnership with a leading national NGO to promote girls' education, emphasizing its commitment to empowering young women through continued learning. This initiative seeks to encourage girls to pursue higher studies and break the barriers that often limit their educational journey. Beyond academics, the school fosters leadership, critical thinking, and life skills, preparing female students to become confident individuals capable of contributing meaningfully to society.

## **Health Initiatives:**

Your Company remains deeply committed to improving healthcare access and outcomes for communities in need. Financial contributions continue to be made to the Aziz Tabba Foundation (ATF) — a respected philanthropic organization managing the Tabba Heart Institute and Tabba Kidney Institute, both known for providing quality care to patients from across the country.

Your Company organized a Heart Care Medical Camp in collaboration with the Tabba Heart Institute, aimed at providing free cardiac consultations and awareness sessions for the local community. The camp offered ECG screenings, blood pressure checks, and cholesterol evaluations, helping individuals identify early signs of heart disease and receive timely medical advice. The initiative witnessed an encouraging response, with 606 patients benefitting from free check-ups and guidance — reaffirming our commitment to community health and preventive care.

Continuing its mission to promote accessible healthcare, your Company conducted a large-scale Eye Camp in partnership with expert ophthalmologists and medical volunteers. The camp provided free vision tests, eye examinations, and treatment for common vision-related issues, along with distribution of medicines and corrective glasses where needed. With an impressive 1,563 patients in attendance, this initiative became one of the most impactful healthcare drives in the region, addressing a critical need in rural eye health services.

To raise awareness about kidney health and early diagnosis, your Company hosted a Kidney Care Camp in coordination with the Tabba Kidney Institute. The camp offered free medical consultations, ultrasound screenings, and health education sessions focused on prevention and management of kidney-related diseases. A total of 506 patients availed the services during this camp, reflecting the community's growing trust in the Company's healthcare outreach and its dedication to improving quality of life in underserved areas.

## **Environmental Conservation:**

Your Company continues to place strong emphasis on environmental stewardship. In line with its sustainability goals, tree plantation drives are being carried out around the Pezu plant, focusing on improving the region's natural landscape and mitigating the effects of its arid climate.

Efforts are also underway to promote water conservation and cleanliness campaigns through installation of Solar Bores, aimed at improving the quality of life in surrounding communities while encouraging environmental responsibility among employees and residents alike.

## **Community Development:**

Your Company, in collaboration with the Saylani Welfare International Trust, has proudly launched the Saylani Mass IT Training (SMIT) Program — a transformative initiative designed to equip local youth with in-demand digital skills for the modern world. Through this program, young men and women from Pezu will now have access to professional training in web development, graphic design, freelancing, and digital entrepreneurship — all free of cost. This groundbreaking effort bridges the digital divide, turning Pezu into an emerging hub of tech talent and self-reliant professionals. By investing in skill-based education, your Company is not just training individuals — it's creating changemakers who will shape the digital future of Pakistan.

In line with its commitment to capacity building and youth empowerment, your Company has initiated vocational training programs in collaboration with the National Logistics Cell (NLC). These trainings aim to equip local youth from the Pezu region with practical skills in areas such as heavy machinery operation, logistics handling, and technical maintenance. By fostering employability and technical competence, this initiative seeks to enhance livelihood opportunities, promote self-reliance, and contribute to the local workforce development in alignment with national skill-building goals.

Collectively, these initiatives represent your Company's ongoing dedication to uplifting the communities surrounding its operational areas and contributing meaningfully to their long-term development.

## **Outlook**

---

Pakistan's economic outlook for FY2026 remains stable, supported by improved macroeconomic indicators, low inflation, and a stable exchange rate. The current account surplus, stronger external buffers, and continuation of the IMF Extended Fund Facility underpin confidence in the ongoing reform agenda. Once the impact of recent floods is absorbed, the prevailing positive real interest rate is expected to provide room for monetary easing, thereby stimulating private sector activity.

## **Local Cement Operations**

Recovering industrial activity, fiscal discipline, and improved investor confidence signal a conducive environment for construction and infrastructure. Growth in large-scale manufacturing reflects rising domestic demand, aligned with increased infrastructure rehabilitation and rebuilding efforts post-floods. However, long-term growth continues to depend on supportive government policies and sustained public sector development programs.



## Foreign Cement Operations

The installation of a new cement grinding mill and clinker production line in Samawah, Iraq, marks a pivotal step in enhancing our operational efficiency and boosting overall profitability. In addition to supporting internal demand, surplus clinker at the facility may also be marketed and sold within Iraq.

The Company's foreign operations are strategically positioned to leverage its expanded capacity and optimize utilization across existing assets, strengthening its competitive advantage and readiness to meet rising market demand.

## Polyester, Soda Ash, & Chemicals

Despite various challenges stemming from trade tensions, geopolitical risks, supply disruptions, climate shocks and inflation, this segment remains well-positioned to adapt and grow, underpinned by a strong balance sheet, diversified product portfolio, operational efficiencies, and disciplined capital allocation. Strategic growth initiatives are underway, and LCI continues to conduct regular reviews to ensure timely and effective responses to shifting market dynamics.

## Automobiles & Mobile Phones

While the outlook for the automobile sector is gradually becoming positive, at the same time competition is intensifying with the entry of new and additional Chinese brands in the market as well as Government's decision of liberalizing the commercial import of used cars. With the introduction of our new models, leveraging operational optimization and localization strategies, Lucky Motor Corporation (LMC) is positioned to benefit by safeguarding profit margins and enhancing competitiveness in a recovering market.

On Smart Phones front, your Company sees a positive outlook, given a significant opportunity in the rapidly growing low-cost smartphone segment. In response, LMC has shifted its focus towards producing affordable smartphones, aiming to strengthen Samsung's market position by aligning with the increasing demand for cost-effective mobile phones.

## Power

The power sector continues to experience structural challenges, particularly in demand volatility, transmission bottlenecks, and delayed settlements under the circular debt framework. However, the government's recent progress on refinancing circular debt and ongoing investments in transmission infrastructure are expected to gradually improve system efficiency and offtake from southern plants.

With the anticipated Mine COD of Sindh Engro Coal Mine Company by 4Q FY 2026, LEPCl's position in Economic Merit order will improve while contributing to overall energy affordability. LEPCl remains focused on operational excellence, prudent financial management, while upholding the highest standards of safety and environmental stewardship.

With strong financial foundation and diverse portfolio, your Company stands poised to harness emerging opportunities and drive sustainable growth with unwavering focus on creating lasting value for all stakeholders.

## Acknowledgment

---

The Board would like to thank all our stakeholders, employees, customers, suppliers, shareholders, and bankers for their support. The confidence and goodwill of the stakeholders have allowed the Company to sustain and grow over the years.

We continue to pray to Allah for the success of the Company, the benefit of all stakeholders, and the prosperity of the Country in general.

On behalf of the Board



**Muhammad Sohail Tabba**  
Chairman

Karachi: October 27th, 2025



**Muhammad Ali Tabba**  
Chief Executive Officer

# **UNCONSOLIDATED CONDENSED INTERIM FINANCIAL STATEMENTS**

**For the quarter ended September 30, 2025**

# Unconsolidated Condensed Interim Statement of Financial Position

As at September 30, 2025

	Note	(Un-audited) September 30, 2025	(Audited) June 30, 2025
(PKR in '000')			
<b>ASSETS</b>			
<b>NON-CURRENT ASSETS</b>			
Property, plant and equipment	5	108,124,927	107,195,352
Intangible assets		38,690	46,229
		108,163,617	107,241,581
Long-term investments	6	58,555,707	58,555,707
Long-term loans, advances and deposits		186,315	189,147
		166,905,639	165,986,435
<b>CURRENT ASSETS</b>			
Stores and spares		13,376,983	19,895,130
Stock-in-trade		5,163,646	4,774,577
Trade debts		7,344,423	6,353,194
Loans and advances		1,316,423	1,732,814
Deposits and prepayments		330,938	356,771
Other receivables		4,687,404	3,021,922
Tax refunds due from the Government		538,812	538,812
Short-term investments		93,743,497	61,298,052
Cash and bank balances		3,073,828	2,790,323
		129,575,954	100,761,595
<b>TOTAL ASSETS</b>		<b>296,481,593</b>	<b>266,748,030</b>
<b>EQUITY AND LIABILITIES</b>			
<b>SHARE CAPITAL AND RESERVES</b>			
Share Capital	7	2,930,000	2,930,000
Reserves		181,738,057	172,980,400
		184,668,057	175,910,400
<b>NON-CURRENT LIABILITIES</b>			
Long-term deposits	8	122,030	114,200
Long-term financing		8,895,862	9,184,522
Deferred Government grant		1,282,675	1,382,651
Deferred liabilities		21,112,396	21,514,874
		31,412,963	32,196,247
<b>CURRENT LIABILITIES</b>			
Trade and other payables	9	32,137,379	27,300,919
Current maturity of long-term financing		1,903,170	1,866,085
Short-term borrowings		13,485,000	6,485,000
Unclaimed dividend		65,223	65,745
Unpaid dividend		5,860,000	-
Accrued markup		212,823	185,616
Taxation - net		26,736,978	22,738,018
		80,400,573	58,641,383
<b>TOTAL EQUITY AND LIABILITIES</b>		<b>111,813,536</b>	<b>90,837,630</b>
		<b>296,481,593</b>	<b>266,748,030</b>
<b>CONTINGENCIES AND COMMITMENTS</b>			
	10		

The annexed notes from 1 to 17 form an integral part of these unconsolidated condensed interim financial statements.

  
**Muhammad Sohail Tabba**  
Chairman / Director

  
**Muhammad Ali Tabba**  
Chief Executive

  
**Muhammad Atif Kaludi**  
Chief Financial Officer



# Unconsolidated Condensed Interim Statement of Profit or Loss

For the quarter ended September 30, 2025 (Un-audited)

		Quarter ended September 30, 2025	September 30, 2024
	Note	(PKR in '000')	
<b>Gross Revenue</b>	11	47,688,260	41,387,599
Less: Sales tax and federal excise duty		13,097,451	11,087,508
Rebates and incentives		728,360	477,602
		13,825,811	11,565,110
<b>Net Revenue</b>		33,862,449	29,822,489
Cost of sales		(20,580,362)	(19,996,486)
<b>Gross profit</b>		13,282,087	9,826,003
Distribution cost		(2,172,172)	(2,350,430)
Administrative expenses		(620,972)	(598,845)
Finance cost		(251,549)	(359,589)
Other income / expense - net		9,044,311	3,311,583
<b>Profit before taxation and levy</b>		19,281,705	9,828,722
Levy		(90,950)	(392,139)
<b>Profit before taxation</b>		19,190,755	9,436,583
Taxation		(4,573,098)	(2,874,719)
<b>Profit after taxation</b>		14,617,657	6,561,864
		----- (PKR) -----	
<b>Earnings per share - basic and diluted</b>	12	9.98	Restated 4.48



**Muhammad Sohail Tabba**  
Chairman / Director



**Muhammad Ali Tabba**  
Chief Executive



**Muhammad Atif Kaludi**  
Chief Financial Officer

# Unconsolidated Condensed Interim Statement of Comprehensive Income

For the quarter ended September 30, 2025 (Un-audited)

	Note	Quarter ended September 30, 2025	September 30, 2024
		(PKR in '000')	
<b>Profit after taxation</b>		14,617,657	6,561,864
<b>Other comprehensive Income</b>			
Items that will not be reclassified subsequently to profit and loss			
- Gain on equity instrument at fair value through other comprehensive income		-	2,070
- Deferred tax thereon		-	(259)
		-	1,811
<b>Total comprehensive income for the period</b>		<b>14,617,657</b>	<b>6,563,675</b>

The annexed notes from 1 to 17 form an integral part of these unconsolidated condensed interim financial statements.



**Muhammad Sohail Tabba**  
Chairman / Director



**Muhammad Ali Tabba**  
Chief Executive



**Muhammad Atif Kaludi**  
Chief Financial Officer

# Unconsolidated Condensed Interim Statement of Changes in Equity

For the quarter ended September 30, 2025 (Un-audited)

Issued, subscribed and paid-up share capital	Capital reserve					PKR in '000'			Revenue reserves		Total reserves	Total equity
	Share premium	Capital re-purchase reserves account	Capacity expansions capital reserve	Long-term investment capital reserve	Capital redemption reserve	Unappropriated Profit						
2,930,000	7,343,422	303,750	40,000,000	40,000,000	23,691,206			33,492,899		144,831,277	147,761,277	
-	-	-	-	-	-			6,563,675		6,563,675	6,563,675	
-	-	-	-	-	-			(4,395,000)		(4,395,000)	(4,395,000)	
2,930,000	7,343,422	303,750	40,000,000	40,000,000	23,691,206			35,661,574		146,999,952	149,929,952	
2,930,000	7,343,422	303,750	40,000,000	40,000,000	23,691,206			61,642,022		172,980,400	175,910,400	
-	-	-	-	-	-			14,617,657		14,617,657	14,617,657	
-	-	-	-	-	-			(5,860,000)		(5,860,000)	(5,860,000)	
2,930,000	7,343,422	303,750	40,000,000	40,000,000	23,691,206			70,399,679		181,738,057	184,668,057	

The annexed notes from 1 to 17 form an integral part of these unconsolidated condensed interim financial statements.



**Muhammad Sohail Tabba**  
Chairman / Director



**Muhammad Ali Tabba**  
Chief Executive



**Muhammad Atif Kaludi**  
Chief Financial Officer



# Unconsolidated Condensed Interim Statement of Cash Flows

For the quarter ended September 30, 2025 (Un-audited)

		Quarter ended September 30, 2025	September 30, 2024
	Note	(PKR in '000')	
<b>CASH FLOWS FROM OPERATING ACTIVITIES</b>			
<b>Cash generated from operations</b>	13	21,199,170	8,481,258
Taxes and levy paid		(1,170,400)	(1,093,461)
Staff Gratuity paid		(150,000)	(150,000)
Finance cost paid		(224,342)	(452,222)
Increase in long-term deposits (liabilities)		7,830	2,025
Income from deposits with Islamic banks		85,068	101,424
Decrease / (Increase) in long-term loans and advances		2,832	(4,529)
<b>Net cash generated from operating activities</b>		19,750,158	6,884,495
<b>CASH FLOWS FROM INVESTING ACTIVITIES</b>			
Addition to property, plant and equipment		(2,734,090)	(1,449,155)
Long term investment made		-	(225,000)
Proceeds on disposal of property, plant and equipment		959,458	19,381
Dividend received		5,980,000	1,869,735
Income received from short term investments		2,125,497	-
<b>Net cash generated from investing activities</b>		6,330,865	214,961
<b>CASH FLOWS FROM FINANCING ACTIVITIES</b>			
Long-term financing repaid		(351,551)	(358,750)
Short term borrowings obtained - net		7,000,000	-
Dividend paid		(522)	(238)
<b>Net cash generated from / (used in) financing activities</b>		6,647,927	(358,988)
Net increase in cash and cash equivalents		32,728,950	6,740,468
Cash and cash equivalents at the beginning of the period		64,088,375	32,382,131
Cash and cash equivalents at the end of the period	13.1	96,817,325	39,122,599

The annexed notes from 1 to 17 form an integral part of these unconsolidated condensed interim financial statements.



**Muhammad Sohail Tabba**  
Chairman / Director



**Muhammad Ali Tabba**  
Chief Executive



**Muhammad Atif Kaludi**  
Chief Financial Officer

# Notes to the Unconsolidated Condensed Interim Financial Statements

For the quarter ended September 30, 2025 (Un-audited)

---

## 1 THE COMPANY AND ITS OPERATIONS

- 1.1** Lucky Cement Limited (the Company) was incorporated in Pakistan on September 18, 1993 under the Companies Ordinance, 1984 (now the Companies Act, 2017) and is listed on the Pakistan Stock Exchange (PSX). The principal activity of the Company is manufacturing and marketing of cement.

The registered office of the Company is located at Pezu, District Lakki Marwat in Khyber Pakhtunkhwa and the corporate office is situated at Muhammad Ali Housing Society, A. Aziz Hashim Tabba Street in Karachi. The Company has two production facilities; one at Pezu, District Lakki Marwat in Khyber Pakhtunkhwa and the other at Main Super Highway in Karachi, Sindh. Further, the Company's liaison offices are situated in Islamabad, Quetta, Multan, Faisalabad, Lahore and Peshawar.

- 1.2** These unconsolidated condensed interim financial statements are separate financial statements of the Company in which investments in subsidiaries and associates have been accounted for at cost less accumulated impairment losses, if any.

## 2 STATEMENT OF COMPLIANCE

- 2.1** These unconsolidated condensed interim financial statements have been prepared in accordance with the accounting and reporting standards applicable in Pakistan for interim financial reporting which comprise of:

- International Accounting Standard 34, 'Interim Financial Reporting' (IAS 34), issued by the International Accounting Standards Board (IASB) as notified under the Companies Act, 2017 (the Act); and
- provisions of and directives issued under the Act.

Where the provisions of or directives issued under the Act differ with the requirements of IAS 34, the provisions of and directives issued under the Act have been followed.

- 2.2** These unconsolidated condensed interim financial statements do not include all the information and disclosures required in the unconsolidated annual audited financial statements, and should be read in conjunction with the Company's unconsolidated annual audited financial statements for the year ended June 30, 2025.

## 3 MATERIAL ACCOUNTING POLICY INFORMATION

- 3.1** The accounting policies and methods of computation adopted in the preparation of these unconsolidated condensed interim financial statements are consistent with those applied in the preparation of the unconsolidated annual audited financial statements for the year ended June 30, 2025.

- 3.2** There are certain amendments to published International Financial Reporting Standards that are mandatory for the financial year beginning on July 1, 2025. These are considered not to have any significant effect on the Company's financial reporting and operations and are, therefore, not disclosed in these unconsolidated condensed interim financial statements.

## 4 SIGNIFICANT ACCOUNTING ESTIMATES, JUDGEMENTS AND ASSUMPTIONS

The preparation of unconsolidated condensed interim financial statements requires management to make judgements, estimates and assumptions that affect the application of accounting policies and the reported amounts. Actual results may differ from these judgements, estimates and assumptions.

The accounting estimates and judgement made by the management in the preparation of these unconsolidated condensed interim financial statements are the same as those applied in the unconsolidated annual audited financial statements of the Company for the year ended June 30, 2025.

# Notes to the Unconsolidated Condensed Interim Financial Statements

For the quarter ended September 30, 2025 (Un-audited)

## 5 PROPERTY, PLANT AND EQUIPMENT

5.1 Following is the movement in property, plant and equipment during the period / year:

	Note	(Un-audited) September 30, 2025 (PKR in '000')	(Audited) June 30, 2025
Operating fixed assets (WDV)		102,061,034	100,883,552
Capital work-in-progress	5.3	4,784,483	5,206,506
Capital spares		1,279,410	1,105,294
		<u>108,124,927</u>	<u>107,195,352</u>

5.2 Operating assets costing Rs. 792.52 million (June 2025: Rs. 383.27 million) having a net book value of Rs. 3.43 million (June 2025: Rs. 21.287 million), were disposed of during the period.

5.3 Following is the movement in capital work-in-progress during the period / year:

	Note	(Un-audited) September 30, 2025 (PKR in '000')	(Audited) June 30, 2025
Opening balance		5,206,506	11,633,303
Add: Additions during the period / year		2,559,974	6,382,239
		<u>7,766,480</u>	<u>18,015,542</u>
Less: Transferred to operating fixed assets		2,979,620	12,771,292
Less: Transferred to intangible assets		2,377	37,744
Closing balance		<u>4,784,483</u>	<u>5,206,506</u>

## 6 LONG-TERM INVESTMENTS

There have been no material changes in the Company's Long-term Investments as disclosed in the unconsolidated annual audited financial statements as at and for the year ended June 30, 2025.

	Note	(Un-audited) September 30, 2025 (PKR in '000')	(Audited) June 30, 2025
--	------	---	-------------------------------

## 7 SHARE CAPITAL

### Authorized capital

2,500,000,000 (2025: 2,500,000,000) Ordinary shares of Rs 2/- each

5,000,000	5,000,000
-----------	-----------

### Issued, subscribed and paid-up share capital

1,465,000,000 Ordinary Shares at PKR 2/- each

2,930,000	2,930,000
-----------	-----------

## 8 LONG-TERM FINANCING

There is no material change in the terms and conditions of the long-term financing as disclosed in the unconsolidated annual audited financial statements as at and for the year ended June 30, 2025.

## 9 SHORT-TERM BORROWINGS

There is no material change in the terms and conditions of the short-term borrowings as disclosed in the unconsolidated annual audited financial statements as at and for the year ended June 30, 2025 except that the Company has obtained running finance musharaka facility amounting to PKR 7,000 million from Standard Chartered Bank - Islamic. The facility is secured by way of hypothecation charge over plant and machinery, stock-in-trade and receivables. The facility carries mark-up rate at 5.54% per annum.



# Notes to the Unconsolidated Condensed Interim Financial Statements

For the quarter ended September 30, 2025 (Un-audited)

## 10 CONTINGENCIES AND COMMITMENTS

10.1 There are no significant changes in the status of contingencies and commitments as reported in note 26 to the unconsolidated annual audited financial statements of the Company for the year ended June 30, 2025, except as disclosed in notes 10.2.

	Note	(Un-audited) September 30, 2025 (PKR in '000')	(Audited) June 30, 2025
10.2 Capital commitments			
Commitment in respect of capital expenditure		491,995	2,130,214
Outstanding letters of credit other than capital expenditure		1,510,936	1,682,611
Outstanding letters of guarantee		3,487,590	3,906,168
Commitment in respect of post-dated cheques		4,123,488	4,123,488
Commitment on behalf of a subsidiary company in respect of cost over-run, PSRA, CSA and excess debt support		50,078,040	50,031,778

		For the quarter ended September 30, 2025 (PKR in '000')	September 30, 2024
--	--	--	-----------------------

## 11 GROSS REVENUE

Local	38,638,538	33,582,076
Export	9,049,722	7,805,523
	47,688,260	41,387,599

## 12 BAISC AND DILUTED EARNINGS PER SHARE

Profit after taxation	14,617,657	6,561,864
		Restated
Weighted average number of ordinary shares	1,465,000	1,465,000
Earnings per share - basic and diluted (in PKR)	9.98	4.48

## 13 CASH GENERATED FROM OPERATIONS

Profit before taxation	19,190,755	9,436,583
Adjustments for:		
Levy	90,950	392,139
Depreciation	1,798,708	1,614,185
Amortization of intangible assets	9,916	-
Provision for doubtful debts	-	30,000
Gain on disposal of property, plant & equipment	(956,028)	(18,654)
Income from deposits with Islamic banks	(85,068)	(91,922)
Income from short-term investments	(2,125,497)	-
Dividend income	(7,554,738)	(3,546,069)
Provision for staff gratuity	252,835	199,537
Finance cost	251,549	359,589
Profit before working capital changes	10,873,382	8,375,388

# Notes to the Unconsolidated Condensed Interim Financial Statements

For the quarter ended September 30, 2025 (Un-audited)

	For the quarter ended	
	September 30, 2025	September 30, 2024
	(PKR in '000')	
<b>Decrease /(increase) in current assets</b>		
Stores and spares	6,518,147	(3,133,697)
Stock-in-trade	(389,069)	2,096,476
Trade debts	(991,229)	2,771
Loans and advances	416,391	(311,698)
Deposits and prepayments	25,833	62,341
Other receivables	(90,745)	9,063
	5,489,328	(1,274,744)
<b>Increase in current liabilities</b>		
Trade and other payables	4,836,460	1,380,614
	21,199,170	8,481,258
<b>13.1 CASH AND CASH EQUIVALENTS</b>		
Cash and bank balances	3,073,828	2,935,454
Short-term investments	93,743,497	36,187,145
	96,817,325	39,122,599

## 14 TRANSACTIONS WITH RELATED PARTIES

Related parties include subsidiaries, associated entities, directors, other key management personnel and close family members of directors and other key management personnel. Details of transactions with related parties during the period, other than those which have been disclosed elsewhere in these condensed interim unconsolidated financial statements, are as follows:

	For the quarter ended	
	September 30, 2025	September 30, 2024
	(PKR in '000')	
<b>Transactions with Subsidiary Companies</b>		
Reimbursement of expenses to the Company	5,160	6,197
Sales	4,582	56,694
Purchases	1,170	73,905
Dividend received	5,980,000	-
Services	241	74
<b>Transactions with Directors and their close family members</b>		
Sales	3,795	-
Meeting fee	1,625	2,250
<b>Transactions with Associated Undertakings</b>		
Sales	128,463	79,604
Purchases	755	-
Dividend received	-	305,683
Reimbursement of expenses to the Company	17,266	16,832
Reimbursement of expenses from the Company	16,803	14,415
Investment made in associate	-	225,000
Investment made in mutual fund	21,000,000	-
Redemption of investment in mutual fund	4,987,068	-
Profit on short term investment	894,956	-
Donations	90,545	90,176
<b>Transactions with other key management personnel</b>		
Salaries and benefits	138,537	125,572
Post employment benefits	25,311	25,073
Payment made to retirement benefit fund	150,000	150,000

# Notes to the Unconsolidated Condensed Interim Financial Statements

For the quarter ended September 30, 2025 (Un-audited)

## 15 FINANCIAL RISK MANAGEMENT AND FINANCIAL INSTRUMENTS

### 15.1 Financial risk factors

The Company is exposed to market risk (including return rate risk, currency risk and other price risk), credit risk and liquidity risk. The Company's finance and treasury departments oversee the management of these risks.

There have been no changes in the risk management policies during the period, consequently these unconsolidated condensed interim financial statements do not include all the financial risk management information and disclosures required in the annual financial statements.

#### Fair value hierarchy

The table below analyses financial instruments carried at fair value by valuation method. The different levels have been defined as follows:

- quoted prices (unadjusted) in active markets for identical assets or liabilities (level 1);
- inputs other than quoted prices included within level 1 that are observable for the asset or liability, either directly or indirectly (level 2); and
- inputs for the asset or liability that are not based on observable market data (level 3).

	September 30, 2025 (Un-audited)			Total
	Level 1	Level 2	Level 3	
	(PKR in '000')			
Assets				
Financial assets - fair value through profit or loss				
- Short-term investments (units of mutual fund)	-	93,743,497	-	93,743,497
	-	93,743,497	-	93,743,497
	June 30, 2025 (Audited)			Total
	Level 1	Level 2	Level 3	
	(PKR in '000')			
Assets				
Financial assets - fair value through profit or loss				
- Short-term investments (units of mutual fund)	-	61,298,052	-	61,298,052
	-	61,298,052	-	61,298,052

## 16 GENERAL

16.1 Figures have been rounded off to the nearest thousand of PKR, unless otherwise stated.

16.2 Corresponding figures and balances have been rearranged and / or reclassified, where considered necessary, for the purpose of comparison and better presentation the effects of which are not material.

## 17 DATE OF AUTHORISATION FOR ISSUE

These unconsolidated condensed interim financial statements were authorized for issue on October 27, 2025 by the Board of Directors of the Company.

  
**Muhammad Sohail Tabba**  
 Chairman / Director

  
**Muhammad Ali Tabba**  
 Chief Executive

  
**Muhammad Atif Kaludi**  
 Chief Financial Officer



# **CONSOLIDATED CONDENSED INTERIM FINANCIAL STATEMENTS**

**For the quarter ended September 30, 2025**

# Consolidated Condensed Interim Statement of Financial Position

As at September 30, 2025

	Note	(Un-audited) September 30, 2025 (PKR in '000')	(Audited) June 30, 2025
<b>ASSETS</b>			
<b>NON-CURRENT ASSETS</b>			
Property, plant and equipment	5	304,543,480	305,126,058
Intangible assets		8,150,120	8,112,396
Right-of-use assets		340,793	368,211
		<u>313,034,393</u>	<u>313,606,665</u>
Long-term investments	6	95,362,436	92,217,941
Long-term loans, advances and deposits		1,979,861	1,683,076
Long-term trade debts		66,994	1,085,658
		<u>410,443,684</u>	<u>408,593,340</u>
<b>CURRENT ASSETS</b>			
Stores and spares		22,628,634	29,585,458
Stock-in-trade		67,337,144	61,689,309
Trade debts		61,122,027	61,738,176
Loans and advances		4,312,410	3,703,846
Deposits and prepayments		10,840,284	7,047,694
Other receivables		17,152,216	14,552,293
Tax refunds due from the Government		538,812	538,812
Taxation receivable		149,736	136,119
Short-term investments		168,415,404	80,091,215
Cash and bank balances		11,318,088	61,685,366
		<u>363,814,755</u>	<u>320,768,288</u>
<b>TOTAL ASSETS</b>		<u><u>774,258,439</u></u>	<u><u>729,361,628</u></u>
<b>EQUITY AND LIABILITIES</b>			
<b>SHARE CAPITAL AND RESERVES</b>			
Share Capital		2,930,000	2,930,000
Reserves		359,812,956	344,371,028
Attributable to the owners of the Holding Company		362,742,956	347,301,028
Non-controlling interest		41,018,721	40,740,410
Total Equity		<u>403,761,677</u>	<u>388,041,438</u>
<b>NON-CURRENT LIABILITIES</b>			
Long-term financing		113,091,631	117,625,786
Long-term deposits and other liabilities		7,494,835	8,623,090
Lease liabilities		265,529	307,146
Deferred Government grant		2,501,595	2,648,059
Deferred liabilities		34,393,063	34,342,438
		<u>157,746,653</u>	<u>163,546,519</u>
<b>CURRENT LIABILITIES</b>			
Current maturity of long-term financing		13,844,490	13,181,508
Trade and other payables		92,244,778	80,989,867
Taxation - net		30,544,497	25,406,151
Accrued markup		1,982,183	3,260,774
Short-term borrowings		68,124,482	54,787,977
Current portion of lease liabilities		84,456	81,649
Unclaimed dividend		65,223	65,745
Unpaid dividend		5,860,000	-
		<u>212,750,109</u>	<u>177,773,671</u>
		<u>370,496,762</u>	<u>341,320,190</u>
<b>TOTAL EQUITY AND LIABILITIES</b>		<u><u>774,258,439</u></u>	<u><u>729,361,628</u></u>
<b>CONTINGENCIES AND COMMITMENTS</b>			

7

The annexed notes from 1 to 13 form an integral part of these consolidated condensed interim financial statements.

  
**Muhammad Sohail Tabba**  
Chairman / Director

  
**Muhammad Ali Tabba**  
Chief Executive

  
**Muhammad Atif Kaludi**  
Chief Financial Officer

# Consolidated Condensed Interim Statement of Profit or Loss

For the quarter ended September 30, 2025 (Un-audited)

	Note	Quarter ended	
		September 30, 2025	September 30, 2024
		(PKR in '000')	
<b>Gross Revenue</b>	8.4	155,379,585	136,852,319
Less: Sales tax and excise duty		27,607,769	22,004,348
Rebates and incentives		4,176,367	3,222,527
		31,784,136	25,226,875
<b>Net Revenue</b>		123,595,449	111,625,444
Cost of sales		(92,114,251)	(79,895,829)
<b>Gross Profit</b>		31,481,198	31,729,615
Distribution cost		(4,157,480)	(4,451,612)
Administrative expenses		(2,109,979)	(2,132,538)
Finance cost		(4,807,710)	(8,017,398)
Other income / expense - net		4,143,155	3,273,225
Share of profit - joint ventures and associates		5,403,607	4,242,081
<b>Profit before taxation and levy</b>		29,952,791	24,643,373
Levy		(181,236)	(404,675)
<b>Profit before taxation</b>		29,771,555	24,238,698
Taxation		(6,210,065)	(4,438,664)
<b>Profit after taxation</b>		23,561,490	19,800,034
<b>Attributable to:</b>			
Owners of the Holding Company		21,994,785	17,927,146
Non-controlling interest		1,566,705	1,872,888
		23,561,490	19,800,034
----- (PKR) -----			
<b>Earnings per share - basic and diluted</b>	9	15.01	Restated 12.24

The annexed notes from 1 to 13 form an integral part of these consolidated condensed interim financial statements.

  
**Muhammad Sohail Tabba**  
Chairman / Director

  
**Muhammad Ali Tabba**  
Chief Executive

  
**Muhammad Atif Kaludi**  
Chief Financial Officer

# Consolidated Condensed Interim Statement of Comprehensive Income

For the quarter ended September 30, 2025 (Un-audited)

	Quarter ended	
	September 30, 2025	September 30, 2024
	(PKR in '000')	
<b>Profit after taxation</b>	23,561,490	19,800,034
<b>Other comprehensive income / (loss):</b>		
Items that will not be reclassified subsequently to profit or loss		
Foreign exchange differences on translation of foreign operations	(692,857)	(129,222)
-Gain on equity instrument at fair value through other comprehensive income	-	2,071
-Deferred tax thereon	-	(259)
	-	1,812
	(692,857)	(127,410)
<b>Total comprehensive income for the period</b>	<b>22,868,633</b>	<b>19,672,624</b>
<b>Attributable to:</b>		
Owners of the Holding Company	21,301,928	17,799,736
Non-controlling interest	1,566,705	1,872,888
	<b>22,868,633</b>	<b>19,672,624</b>

The annexed notes from 1 to 13 form an integral part of these consolidated condensed interim financial statements.



**Muhammad Sohail Tabba**  
Chairman / Director



**Muhammad Ali Tabba**  
Chief Executive



**Muhammad Atif Kaludi**  
Chief Financial Officer



**For the quarter ended September 30, 2025 (Un-audited)**

The annexed notes from 1 to 17 form an integral part of these unconsolidated condensed interim financial statements.

  
Muhammad Atif Khan  
Chief Financial Officer

# Consolidated Condensed Interim Statement of Cash Flows

For the quarter ended September 30, 2025 (Un-audited)

		Quarter ended	
		September 30, 2025	September 30, 2024
	Note	(PKR in '000')	
<b>CASH FLOWS FROM OPERATING ACTIVITIES</b>			
<b>Cash generated from operations</b>	10	34,965,749	33,003,488
Finance cost paid		(6,157,824)	(9,178,819)
Taxes and levy paid		(1,515,439)	(1,419,171)
Staff Gratuity paid		(218,733)	(166,965)
Income from deposits with Islamic banks		1,075,245	746,010
Increase in long-term loans and advances		(51,073)	(94,817)
Increase in long term deposits (liabilities)		7,830	2,025
Increase in long-term deposits and prepayments		(6,879)	(16,025)
<b>Net cash generated from operating activities</b>		28,098,876	22,875,726
<b>CASH FLOWS FROM INVESTING ACTIVITIES</b>			
Addition to property, plant and equipment		(4,923,177)	(9,326,253)
Dividend and other income from equity accounted investments		1,696,680	723,996
Long term investment made		-	(225,000)
Income received from short-term investments		2,589,066	1,593,431
Proceeds on disposal of property, plant and equipment		1,021,829	75,065
<b>Net cash generated from/(used in) investing activities</b>		384,398	(7,158,761)
<b>CASH FLOWS FROM FINANCING ACTIVITIES</b>			
Long-term financing - net		(1,061,245)	5,062,243
Payment against lease liability		(44,791)	(63,420)
Dividends paid to owners of the Holding Company		(522)	(238)
Dividends paid to Non-controlling interest		(41)	(12)
Short-term borrowings - net		10,910,626	(8,921,939)
<b>Net cash generated from/(used in) financing activities</b>		9,804,027	(3,923,366)
Net increase in cash and cash equivalents		38,287,301	11,793,599
Cash and cash equivalents at the beginning of the period		141,776,581	77,568,114
Effect of foreign currency translation on cash		(330,390)	(51,691)
Cash and cash equivalents at the end of the period		179,733,492	89,310,022
<b>Cash and cash equivalents at September 30 comprise of:</b>			
Cash and bank balances		11,318,088	46,361,957
Running finance		-	(8,234,831)
Short term investments		168,415,404	51,182,896
		179,733,492	89,310,022

The annexed notes from 1 to 13 form an integral part of these consolidated condensed interim financial statements.

  
**Muhammad Sohail Tabba**  
 Chairman / Director

  
**Muhammad Ali Tabba**  
 Chief Executive

  
**Muhammad Atif Kaludi**  
 Chief Financial Officer

# Notes to the Consolidated Condensed Interim Financial Statements

For the quarter ended September 30, 2025 (Un-audited)

## 1 THE GROUP AND ITS OPERATIONS

The Group consists of Lucky Cement Limited (the Holding Company / LCL) and its subsidiary companies namely Lucky Holdings Limited, LCL Investment Holdings Limited, Lucky Motor Corporation Limited, Lucky Core Industries Limited and Lucky Electric Power Company Limited. Brief profiles of the Holding Company and its subsidiaries are as follows:

### 1.1 Lucky Cement Limited

The Holding Company was incorporated in Pakistan on September 18, 1993 under the Companies Ordinance, 1984 (now the Companies Act, 2017) (the Act) and is listed on the Pakistan Stock Exchange. The principal activity of the Holding Company is manufacturing and marketing of cement. The registered office of the Holding Company is located at Pezu, District Lakki Marwat in Khyber Pakhtunkhwa and the corporate office is situated at Muhammad Ali Housing Society, A. Aziz Hashim Tabba Street in Karachi. The Holding Company has two production facilities; one at Pezu, District Lakki Marwat in Khyber Pakhtunkhwa and the other at Main Super Highway in Karachi, Sindh. Further, the Holding Company's liaison offices are situated in Quetta, Multan, Faisalabad, Lahore and Peshawar.

### 1.2 Lucky Holdings Limited

Lucky Holdings Limited (LHL) was incorporated in Pakistan on September 6, 2012 as a public unlisted company under the Act. The registered office of the LHL is situated at Lucky Cement Factory, Main Indus Highway, Pezu, District Lakki Marwat, Khyber Pakhtunkhwa, whereas the head office of the LHL is situated at 6 - A, Muhammad Ali Housing Society, A. Aziz Hashim Tabba Street, Karachi in the province of Sindh. LHL is a subsidiary of the Holding Company and its main source of earning is interest income. The Holding Company held 75% shares of LHL as at September 30, 2025 (June 30, 2025: 75% holding).

### 1.3 LCL Investment Holdings Limited

"The Holding Company has made an investment in LCL Investment Holdings Limited (LCLIHL), incorporated in Mauritius and redomiciled in Dubai - United Arab Emirates where LCLIHL has been continued as an offshore company in Jebel Ali Free Zone Authority with effect from March 30, 2022. The principal activity of LCLIHL is that of investment holding. The Holding Company held 100% shares of LCLIHL as at September 30, 2025 (June 30, 2025: 100% holding)."

### 1.4 Lucky Motor Corporation Limited

Lucky Motor Corporation Limited (LMC) was incorporated in Pakistan as a public unlisted company in December 2016 under the repealed Companies Ordinance, 1984 (now the Companies Act, 2017). LMC is engaged in assembly, marketing, distribution and sale of various types of vehicles, mobile devices, parts, accessories and related services. The registered office and manufacturing facility of LMC are situated at Plots # LE-144-145, 154-167, 171-172, 174-175, PP 31, 48, 65, PP-83-89 Survey # NC 98, National industrial Park, Bin Qasim Town, Karachi. The Holding Company held 71.14% shares of LMC as at September 30, 2025 (June 30, 2025: 71.14% holding).

### 1.5 Lucky Core Industries Limited

Lucky Core Industries Limited (LCI) was incorporated in Pakistan under the repealed Companies Ordinance, 1984 (now Companies Act, 2017) (the Act) and is listed on Pakistan Stock Exchange Limited. LCI is engaged in the manufacture of polyester staple fiber, partially oriented yarn (POY) chips, soda ash, specialty chemicals, sodium bicarbonate and polyurethanes; marketing of seeds, toll manufactured and imported pharmaceuticals and animal health products; merchanting of general chemicals and manufacturing of master batch. It also acts as an indenting agent and toll manufacturer. LCI's registered office is situated at 5 West Wharf, Karachi. The Holding Company held 55% of shares of LCI as at September 30, 2025 (June 30, 2025: 55% holding).

### 1.6 Lucky Electric Power Company Limited

Lucky Electric Power Company Limited (LEPCL) was incorporated in Pakistan, on June 13, 2014, as a public unlisted company limited by shares, under the Companies Ordinance, 1984 (now the Companies Act, 2017). The registered office of LEPCL is situated at 6-A, Muhammad Ali Housing Society, A. Aziz Hashim Tabba Street, Karachi and its plant site is situated at Deh Ghangiaro, Taluka Ibrahim Hyderi, District Malir, Karachi. The principal business of LEPCL is to own and operate a coal fired 660 megawatt (MW) (gross) power project at Port Qasim, Karachi. The Holding Company held 100% shares of LEPCL as at September 30, 2025 (June 30, 2025: 100% holding).

## 2 STATEMENT OF COMPLIANCE

These consolidated condensed interim financial statements have been prepared in accordance with the accounting and reporting standards as applicable in Pakistan for interim financial reporting which comprise of:

- International Accounting Standard (IAS) 34, 'Interim Financial Reporting', issued by the International Accounting Standards Board (IASB) as notified under the Companies Act, 2017 (the Act); and
- provisions of and directives issued under the Act.

# Notes to the Consolidated Condensed Interim Financial Statements

For the quarter ended September 30, 2025 (Un-audited)

Where the provisions of or directives issued under the Act differ with the requirements of IAS 34, the provisions of and directives issued under the Act have been followed.

- 2.1** These consolidated condensed interim financial statements do not include all the information and disclosures required for consolidated annual audited financial statements, and should be read in conjunction with the consolidated annual audited financial statements of the Group for the year ended June 30, 2025.

## 3 MATERIAL ACCOUNTING POLICY INFORMATION

- 3.1** The accounting policies and the methods of computation adopted in the preparation of these consolidated condensed interim financial statements are consistent with those applied in the preparation of the audited annual financial statements of the Group for the year ended June 30, 2025.
- 3.2** There are certain amendments to published International Financial Reporting Standards that are mandatory for the financial year beginning on July 1, 2025. These are considered not to have any significant effect on the Group's financial reporting and operations and are, therefore, not disclosed in these consolidated condensed interim financial statements.

## 4 SIGNIFICANT ACCOUNTING ESTIMATES, JUDGEMENTS AND ASSUMPTIONS

The preparation of consolidated condensed interim financial statements requires management to make judgements, estimates and assumptions that affect the application of accounting policies and the reported amounts. Actual results may differ from these judgements, estimates and assumptions.

The accounting estimates and judgement made by the management in the preparation of these consolidated condensed interim financial statements are the same as those applied in the consolidated annual audited financial statements of the Group for the year ended June 30, 2025.

## 5 PROPERTY, PLANT AND EQUIPMENT

	Note	(Un-audited) September 30, 2025 (PKR in '000')	(Audited) June 30, 2025
Operating fixed assets		292,180,244	292,478,965
Capital work-in-progress	5.2	11,083,826	11,541,800
Capital spares		1,279,410	1,105,293
		<u>304,543,480</u>	<u>305,126,058</u>

- 5.1** Operating assets costing Rs. 873.34 million (June 2025: Rs. 1,596.68 million) having a net book value of Rs. 23.17 million (June 2025: Rs. 252.223 million), were disposed off during the period.

- 5.2** Following is the movement in capital work-in-progress during the period / year:

	Note	(Un-audited) September 30, 2025 (PKR in '000')	(Audited) June 30, 2025
Opening balance		11,541,800	17,489,251
Add: Additions during the period / year		4,094,157	20,125,934
		<u>15,635,957</u>	<u>37,615,185</u>
Less: Transferred to operating fixed assets		4,549,754	25,905,680
Less: Transferred to intangible assets		2,377	167,705
Closing balance		<u>11,083,826</u>	<u>11,541,800</u>

## 6 LONG-TERM INVESTMENTS

### Equity accounted investment

#### Joint ventures

Lucky Al-Shumookh Holdings Limited	5,573,877	6,967,254
LuckyRawji Holdings Limited	43,311,787	40,656,008
Al-Shumookh Lucky Investments Limited	32,626,236	30,914,615
LR International General Trading FZCO	-	118
	<u>81,511,900</u>	<u>78,537,995</u>



# Notes to the Consolidated Condensed Interim Financial Statements

For the quarter ended September 30, 2025 (Un-audited)

	Note	(Un-audited) September 30, 2025 (PKR in '000')	(Audited) June 30, 2025
<b>Associates</b>			
NutriCo Morinaga (Private) Limited		10,879,755	10,844,037
Yunus Energy Limited		2,197,494	2,034,454
National Resources (Private) Limited		770,787	798,955
		13,848,036	13,677,446
<b>Equity securities</b>			
Arabian Sea Country Club Limited		2,500	2,500
		95,362,436	92,217,941

## 7 CONTINGENCIES AND COMMITMENTS

### 7.1 CONTINGENCIES

There are no significant changes in the status of contingencies and commitments as reported in the consolidated annual audited financial statements of the Group for the year ended June 30, 2025, except as disclosed in notes 7.2 and 7.3.

	Note	(Un-audited) September 30, 2025 (PKR in '000')	(Audited) June 30, 2025
<b>7.2 COMMITMENTS</b>			
Commitment in respect of capital expenditure		1,463,252	3,482,775
Outstanding letters of Credit other than capital expenditure		11,457,779	39,839,715
Outstanding letters of guarantee		8,946,684	9,352,701
Commitment in respect of post-dated cheques		5,289,459	5,230,170
Commitment in connection with LEPCL's project's cost over-run, PSRA, CSA and excess debt support		50,078,040	50,031,778

### 7.3 Commitments for rentals under operating ljarah contracts in respect of vehicles are as follows:

<b>Year</b>			
2024-25	-		5,221
2025-26	5,935		6,937
2026-27	6,321		7,388
2027-28	6,732		7,869
2028-29	7,170		8,380
2029-30	7,636		-
	33,794		35,795
Payable not later than one year	5,935		5,221
Payable later than one year but not later than five years	27,859		30,574
	33,794		35,795

# Notes to the Consolidated Condensed Interim Financial Statements

For the quarter ended September 30, 2025 (Un-audited)

		For the quarter ended	
		September 30, 2025	September 30, 2024
		(PKR in '000')	
	Note		
<b>8 SEGMENT REPORTING</b>			
<b>8.1 GROSS TURNOVER</b>			
Cement		47,688,260	41,387,599
Polyester		10,922,816	13,459,770
Soda Ash		12,098,639	12,970,256
Pharma		6,506,724	5,227,254
Life Sciences & Chemicals		5,828,448	5,612,336
Automobiles & mobile phones assembling		50,934,116	34,369,591
Power Generation		21,528,485	23,998,325
Others		417,975	520,080
Adjustments and elimination of inter-segment balances		(545,878)	(692,892)
	8.3	<u>155,379,585</u>	<u>136,852,319</u>
<b>8.2 OPERATING RESULT</b>			
Cement		9,503,268	6,876,728
Polyester		173,854	477,870
Soda Ash		1,874,488	2,280,667
Pharma		1,167,704	805,053
Life Sciences & Chemicals		538,639	641,359
Automobiles & mobile phones assembling		1,881,104	2,104,075
Power Generation		9,242,843	12,024,510
Others		22,691	32,253
Adjustments and elimination of inter-segment balances		809,148	(97,050)
	8.3	<u>25,213,739</u>	<u>25,145,465</u>
<b>8.3</b>	Transactions among the business segments are recorded at arm's length prices using admissible valuation methods.		
		For the quarter ended	
		September 30, 2025	September 30, 2024
		(PKR in '000')	
	Note		
<b>8.4 GROSS REVENUE</b>			
Local		144,978,111	125,885,661
Export		10,401,474	10,966,658
		<u>155,379,585</u>	<u>136,852,319</u>
<b>9 BASIC AND DILUTED EARNING PER SHARES</b>			
Profit attributable to the owners of the Holding company		<u>21,994,785</u>	<u>17,927,146</u>
Weighted average number of ordinary shares		<u>1,465,000</u>	<u>Restated 1,465,000</u>
Earnings per share - basic and diluted (in PKR)		<u>15.01</u>	<u>12.24</u>

# Notes to the Consolidated Condensed Interim Financial Statements

For the quarter ended September 30, 2025 (Un-audited)

		For the quarter ended	
		September 30, 2025	September 30, 2024
	Note	(PKR in '000')	
<b>10 CASH GENERATED FROM OPERATIONS</b>			
Profit before Taxation		29,771,555	24,238,698
<b>Adjustments for non-cash charges and other items</b>			
Levy		181,236	404,675
Depreciation and amortization		5,104,666	4,517,696
Provision for slow moving and obsolete stock-in-trade		(16,619)	6,780
Provision for doubtful debts		(7,908)	38,472
Gain on disposal of property, plant & equipment		(998,656)	(45,162)
Provision for staff gratuity		293,058	239,170
Share of profit from equity accounted investees		(5,403,608)	(4,264,904)
Income from deposits with Islamic banks		(444,839)	(1,263,681)
Dividend income		-	(1,566,701)
Income from short term investment		(2,589,066)	-
Finance costs		4,264,960	7,519,455
Deferred income - Government grant		(46,489)	-
Profit before working capital changes		30,108,290	29,824,498
<b>(Increase) / decrease in current assets</b>			
Stores and spares		6,956,824	(3,038,946)
Stock-in-trade		(5,631,216)	10,004,909
Trade debts		1,642,722	(3,385,856)
Loans and advances		(3,829,985)	(2,968,850)
Deposits and prepayments		170,786	403,889
Other receivables		(2,692,562)	1,279,874
		(3,383,431)	2,295,020
<b>Increase in current liabilities</b>			
Trade and other payables		8,240,890	883,970
		34,965,749	33,003,488

## 11 TRANSACTIONS WITH RELATED PARTIES

Related parties comprise of associated entities, directors, other key management personnel and close family members of directors and other key management personnel. Details of transactions with related parties during the period are as follows:

		For the quarter ended	
		September 30, 2025	September 30, 2024
	Note	(PKR in '000')	
<b>Associates</b>			
Sales		2,108,410	1,302,563
Purchases		9,210	118,607
Reimbursement of expenses to the Group		17,266	16,832
Reimbursement of expenses from the Group		30,259	31,167
Dividend received		1,696,680	723,996
Donations		291,045	307,950
Fee for Technical Services from Joint Venture		851,653	597,444
Rent paid		-	3,979
Loan obtained from Joint Venture		2,565,833	1,183,998
Services rendered		8,059	74
Investment in associate		-	225,000
Investment made in mutual fund		21,000,000	-
Redemption of investment in mutual fund		4,987,068	-
Profit on short term investment		1,107,531	-

# Notes to the Consolidated Condensed Interim Financial Statements

For the quarter ended September 30, 2025 (Un-audited)

Note	For the quarter ended	
	September 30, 2025	September 30, 2024
	(PKR in '000')	
<b>Directors and their close family members</b>		
Meeting fee	3,025	2,250
Sales	3,795	-
<b>Key management personnel</b>		
Salaries and benefits	571,053	545,607
Post employment benefits	13,164	37,361
<b>Others</b>		
Payment made to retirement benefit fund	327,409	265,455

## 12 GENERAL

12.1 Figures have been rounded off to the nearest thousand of PKR, unless otherwise stated.

12.2 Corresponding figures and balances have been rearranged and / or reclassified, where considered necessary, for the purpose of comparison and better presentation the effects of which are not material.

## 13 DATE OF AUTHORISATION FOR ISSUE

These consolidated condensed interim financial statements were authorized for issue on October 27, 2025 by the Board of Directors of the Holding Company.



**Muhammad Sohail Tabba**  
Chairman / Director



**Muhammad Ali Tabba**  
Chief Executive



**Muhammad Atif Kaludi**  
Chief Financial Officer

**[www.lucky-cement.com](http://www.lucky-cement.com)**

**Corporate Office:**

6 - A Muhammad Ali Housing Society,  
A Aziz Hashim Tabba Street, Karachi - 75350, Pakistan  
Tel : 92 21 111 786 555, Email : [info@lucky-cement.com](mailto:info@lucky-cement.com)



Scan QR code for  
Annual Report 2025